



*Discover individual
beauty in every woman...*



*” Beauty is truth.
Truth is beauty.”*

– John Keats

Victoria Vynn™ – is an international brand of nail cosmetics, created for the beauty professional. It discovers and creates individual beauty in every woman, especially in their hands and nails. “Salon Quality” refers to the innovative formulas of the highest quality. Victoria Vynn’s product offer is recommended for beauty salons, SPA facilities and demanding clients.

In the product portfolio, the brand has a wide range of colors of hybrid polishes, builder gels, builder bases, acrylic-gels, various decorative products, a wide selection of classic nail polishes, products for the regeneration and care of hands and nails. Victoria Vynn is also a team of experts in the field of training and courses for nail techs and brand devotees.

Victoria Vynn brand products are appreciated in many countries of the world and especially in Europe. Victoria Vynn brand belongs to the Vynn Group Sp. z o.o. company. Pharm Foot podologic brand is also a member of the group.

Victoria Vynn IT'S ME



*Explore the World
of Victoria Vynn*

PURE

*CREAMY HYBRID
SYSTEM*

CREAMY HYBRID POLISH

The Pure Creamy Hybrid system comprises creamy hybrid polishes of excellent coverage and durability. It's a formula with a high safety index, free off an irritating smell and removable with cosmetic alcohol. A short and flat brush, designed especially for the Pure line of products, facilitates even application.

The system allows you to create ultra-thin hybrid manicures. Cured only in LED lamps.





PURE CREAMY HYBRID COLOR

8 ml

Creamy hybrid polishes with intense pigmentation. Wide range of colors – over 180.

ADVANTAGES:

- Has self-levelling properties
- Intense pigmentation and creamy consistency give unlimited possibilities of decorations
- Exceptional coverage with 2 thin coats
- Increased safety index
- Without an irritating smell

PRODUCT FEATURES:

Consistency: thick, creamy
Dispersion layer: yes
Dissolves in acetone: yes

CURING:

Type of lamp: Led 48 W
Curing time: 30-60 sec.

REMOVAL:

cosmetic alcohol, acetone, nail file, nail drill

PRO TIP:

Apply a thin coat to avoid color wrinkling.
Do not interrupt the full polymerization time.
Colors can be used for nail art and combined with other products. Extend the polymerization time with highly pigmented colors.



PURE CREAMY HYBRID BASE

Catalogue no: 330227 - 8 ml

A hybrid base dedicated for the Pure Creamy Hybrid system. Increases durability and adhesion of the hybrid manicure.

ADVANTAGES:

- Thin coat retains the flexibility and interacts with the natural nail plate
- Has self-levelling properties
- Evens out and masks uneven nail plates
- Increased safety index
- Without an irritating smell

PRODUCT FEATURES:

Consistency: thin
Color: colorless
Type of nail plate: in good condition
Use: hybrid manicure
Extension: no
Overlay: no
Dispersion layer: yes

CURING:

Type of lamp: Led 48 W
Curing time: 60 sec.

REMOVAL:

cosmetic alcohol, acetone, nail file, nail drill

PRO TIP:

Use Tape Bond to extend durability. Apply a thin coat.
Apply the base coat with precision.
Do not flood the cuticles.



PURE CREAMY HYBRID TOP

Catalogue no: 330228 - 8 ml

A hybrid top dedicated for the Pure Creamy Hybrid system. Protects the manicure, gives a GLASS NAILS effect.

ADVANTAGES:

- Protects color
- Scuff resistant
- Has self-levelling properties
- Increased safety index
- Without an irritating smell

PRODUCT FEATURES:

Consistency: thin
Application: hybrid manicure
Final effect: shine
Dispersion layer: yes
Dissolves in acetone: yes

CURING:

Type of lamp: Led 48 W
Curing time: 60 sec.

REMOVAL:

compress based on cosmetic alcohol or acetone, nail file,
nail drill

PRO TIP:

Before curing the top, turn the client's hand upside down for a moment for a perfect line of light.




PURE CREAMY HYBRID APPLICATION

1. Prepare the natural nail plate: shape, gently buff, clean and degrease*
2. Apply a thin coat of Pure Creamy Hybrid Base, cure for 30 sec.
3. Apply 2 thin coats of Pure Creamy Hybrid Color, cure each one for 30-60 sec.
4. Apply Pure Creamy Hybrid Top and cure for 60 sec.
5. Wipe the design with an alcohol-based liquid – Duo Prep.

* Use Tape Bond for extra durability



*Express yourself
using color!*



Check the complete palette of colors
on the attached Color Chart
or scan the QR code.

www.victoriavynn.com

Victoria Vynn IT'S ME

GEL POLISH

SYSTEM

SOAK OFF

The Gel Polish system comprises classic, durable hybrid polishes cured in UV and LED lamps.

The system contains bases and tops of different properties, durability and finish.

EASY REMOVAL

is a base and top, created in a delicate formula for natural nails.

It maintains the flexibility and elasticity of the nail plate. It provides easy and safe removal, with an acetone-based compress, without the necessity of filing.

It's recommended for people who change their manicure regularly every 2 weeks.





GEL POLISH COLOR

8 ml

Gel Polish Colors are classic, durable hybrid polishes cured in UV and LED lamps.

ADVANTAGES:

- Has self-levelling properties
- Excellent adhesion to the base
- Doesn't chip
- Classic, flat brush
- A large selection of shades and effects

PRODUCT FEATURES:

Consistency: medium-thick
Formula: polish gel
Dispersion layer: yes, of different magnitude
Dissolves in acetone: yes

CURING:

Type of lamp:
LED 48 W, curing time: 30-60 sec.
UV 36 W, curing time: 120 sec.

REMOVAL:

acetone, nail file, nail drill

PRO TIP:

Colors with a big dispersion layer may be wiped with a dry cotton swab. When dealing with colors of very strong pigmentation extend the time of polymerization.



GEL POLISH BASE SOAK OFF

Catalogue no: 330108 - 8 ml

A hybrid base dedicated for the Gel Polish Soak Off system, completely soluble in acetone. It increases the durability and adhesion of hybrid manicures.

ADVANTAGES:

- Has self-levelling properties and low viscosity
- Evens out the natural unevenness of the nail plate
- Strengthens and protects the nails
- Dissolves in acetone, does not require filing

PRODUCT FEATURES:

Consistency: medium-thick
Color: colorless
Type of nail plate: hard in good condition
Use: hybrid manicure
Extension: no
Overlay: no
Dispersion layer: yes

CURING:

Type of lamp:
LED 48 W, curing time: 60 sec.
UV 36 W, curing time: 120 sec.

REMOVAL:

acetone, nail file, nail drill

PRO TIP:

Use Tape Bond to extend durability. Apply a thin coat. Apply the base coat with precision. Do not flood the cuticles



GEL POLISH TOP SOAK OFF

Catalogue no: 330109 - 8 ml

A hybrid top dedicated for the Gel Polish Soak Off system.
Provides durability and shine to manicures.

ADVANTAGES:

- Gives a beautiful shine
- Easy to apply
- Scratch and crack resistant
- Has UV filters

PRODUCT FEATURES:

Consistency: medium-thick, self-levelling

Color: colorless

Use: hybrid, gel, acrylic-gel designs

Final result: shine

Dispersion layer: yes

Dissolves in acetone: no

CURING:

Type of lamp:

LED 48 W, curing time: 30-60 sec.

UV 36 W, curing time: 120 sec.

REMOVAL:

nail file, nail drill

PRO TIP:

Before curing the top, turn the client's hand upside down for a moment for a perfect line of light. After filing the top you may remove the design with an acetone-based compress



GEL POLISH TOP GLOSS NO WIPE

Catalogue no: 330618 - 8 ml; 330973 - 15 ml

A top for light cured designs, without a dispersion layer.
Gives the effect of shiny nails for up to 4 weeks.

ADVANTAGES:

- Without a dispersion layer after curing in the lamp
- Instant shine effect after curing, doesn't require wiping the dispersion layer
- Top's transparent formula with perfect consistency adds a gloss finish to the design
- NO WIPE GLOSS Top without matt effect, doesn't crack, chip or yellow
- Has a blue glow, gently illuminates the colors
- For evening out of the nails surface and creating a perfect line of light
- Perfect coat for use under metallic dust

PRODUCT FEATURES:

Consistency: medium-thick

Color: colorless

Use: hybrid, gel, acrylic-gel design

Final effect: super shine

Dispersion layer: no

Dissolves in acetone: no

CURING:

Type of lamp:

LED 48 W, curing time: 60 sec.

UV 36 W, curing time: 120 sec.

REMOVAL:

nail file, nail drill

PRO TIP:

After curing the top wait approx. 30 sec.
before applying care products: cuticle oil or cream.



GEL POLISH TOP MATT NO WIPE

Catalogue no: 330619 - 8 ml

A hybrid top for light cured designs, without a dispersion layer. It provides an elegant effect of matte nails for up to 4 weeks.

ADVANTAGES:

- Instant matte effect after curing
- Does not scuff or crack
- Does not start to shine with time
- Does not get dirty

PRODUCT FEATURES:

Consistency: thin
Color: colorless
Use: hybrid, gel, acrylic-gel design
Final effect: matt
Dispersion layer: no
Dissolves in acetone: yes

CURING:

Type of lamp:
LED 48 W, curing time: 60 sec.
UV 36 W, curing time: 120 sec.

REMOVAL:

nail file, nail drill

PRO TIP:

Stir the top before use. Apply in a thin and even coat for an uniform effect. Recommended as a base for decorations such as: ombre, one-stroke.



GEL POLISH TOP PURPLE NO WIPE

Catalogue no: 330783 - 8 ml

A hybrid top with a diamond dust special effect in pink-purple, without a dispersion layer.

ADVANTAGES:

- A top with particles is perfect for masking any potential manicure unevenness
- Instant SHIMMER effect after curing
- The perfect finish for color polishes and a French manicure
- Without a matt effect, does not crack, chip or yellow

PRODUCT FEATURES:

Consistency: medium-thick

Color: colorless with pink and purple particles

Use: hybrid, gel, acrylic-gel design

Final effect: shine with shimmering pink-purple particles

Dispersion layer: no

Dissolves in acetone: no

CURING:

Type of lamp:

LED 48 W, curing time: 60 sec.

UV 36 W, curing time: 120 sec.

REMOVAL:

nail file, nail drill

PRO TIP:

Do not wipe top with cuticle oil directly after curing.



GEL POLISH TOP MULTICOLOR NO WIPE

Catalogue no: 330784 - 8 ml

A hybrid top with shining multi-color particles, without a dispersion layer.

ADVANTAGES:

- A top with particles is perfect for masking any potential manicure unevenness
- Instant SHIMMER effect after curing
- The perfect finish for color polishes and a French manicure
- Without a matt effect, does not crack, chip or yellow

PRODUCT FEATURES:

Consistency: medium-thick

Color: colorless with multi-color particles

Use: hybrid, gel, acrylic-gel design

Final effect: shine with sparkling multi-color particles

Dispersion layer: no

Dissolves in acetone: no

CURING:

Type of lamp:

LED 48 W, curing time: 60 sec.

UV 36 W, curing time: 120 sec.

REMOVAL:

nail file, nail drill

PRO TIP:

Do not wipe top with cuticle oil directly after curing.



GEL POLISH TOP GOLD MIRAGE NO WIPE

Catalogue no: 331489 - 8 ml

Hybrid top with iridescent, ultra-thin petals glitters with all shades of gold with just a hint of green. Without dispersion layer.

ADVANTAGES:

- Spreads perfectly and does not flood cuticles
- The perfect finish for color polishes
- Top without matt effect, doesn't crack, chip or yellow

PRODUCT FEATURES:

Consistency: medium-thick

Color: colorless with multi-dimensional sparkling particles

Use: hybrid, gel & nail art design

Final effect: shine with shimmering gold-green particles

Dispersion layer: no

Dissolves in acetone: no

CURING:

Type of lamp:

LED 48 W, curing time: 60 sec.

UV 36 W, curing time: 120 sec.

REMOVAL:

nail file, nail drill

PRO TIP:

Make sure to mix the product before use.

Apply the Mirage no wipe Top on top of the cured color and then polymerize under LED 60 sec, UV 120 sec. Before removing the manicure, the top should be gently matted with a nail file.



GEL POLISH TOP RED MIRAGE NO WIPE

Catalogue no: 331490 - 8 ml

Hybrid top with iridescent, ultra-thin petals presents a typical ruby glitter, with a mix of warm and cool reflections. Without dispersion layer.

ADVANTAGES:

- Spreads perfectly and does not flood cuticles
- The perfect finish for color polishes
- Top without matt effect, doesn't crack, chip or yellow

PRODUCT FEATURES:

Consistency: medium-thick

Color: colorless with multi-dimensional sparkling particles

Use: hybrid, gel & nail art design

Final effect: shine with shimmering red particles

Dispersion layer: no

Dissolves in acetone: no

CURING:

Type of lamp:

LED 48 W, curing time: 60 sec.

UV 36 W, curing time: 120 sec.

REMOVAL:

nail file, nail drill

PRO TIP:

Make sure to mix the product before use.

Apply the Mirage no wipe Top on top of the cured color and then polymerize under LED 60 sec, UV 120 sec. Before removing the manicure, the top should be gently matted with a nail file.



GEL POLISH TOP GREEN MIRAGE NO WIPE

Catalogue no: 331491 - 8 ml

Hybrid top with iridescent, ultra-thin petals contains sapphire shimmer in addition to shades of green. Without dispersion layer.

ADVANTAGES:

- Spreads perfectly and does not flood cuticles
- The perfect finish for color polishes
- Top without matt effect, doesn't crack, chip or yellow

PRODUCT FEATURES:

Consistency: medium-thick

Color: colorless with multi-dimensional sparkling particles

Use: hybrid, gel & nail art design

Final effect: shine with shimmering green - sapphire particles

Dispersion layer: no

Dissolves in acetone: no

CURING:

Type of lamp:

LED 48 W, curing time: 60 sec.

UV 36 W, curing time: 120 sec.

REMOVAL:

nail file, nail drill

PRO TIP:

Make sure to mix the product before use.

Apply the Mirage no wipe Top on top of the cured color and then polymerize under LED 60 sec, UV 120 sec. Before removing the manicure, the top should be gently matted with a nail file.



GEL POLISH TOP MATT PEPPER NO WIPE

Catalogue no: 331480 - 8 ml

Matt hybrid top with the effect of “spice” - Fast decoration of nails with black, matt particles of irregular shapes. Without dispersion layer.

ADVANTAGES:

- Spreads perfectly and does not flood cuticles
- Fast decoration of nails with black, matt particles
- The perfect finish for color polishes
- Does not start to shine with time, does not scuff or crack

PRODUCT FEATURES:

Consistency: medium-thick

Color: colorless with black, matt particles

Use: hybrid, gel, acrylic-gel & nail art design

Final effect: matt with black, matt particles

Dispersion layer: no

Dissolves in acetone: yes

CURING:

Type of lamp:

LED 48 W, curing time: 60 sec.

UV 36 W, curing time: 120 sec.

REMOVAL:

nail file, nail drill

PRO TIP:

Before use, the product shall be mixed.

Apply TOP MATT PEPPER no wipe on a cured colour and next polymerise in the lamp for 60 sec.

Before removing manicure, the top shall be gently mattified with a buffing block or with a nail file.



GEL POLISH TOP UNBLUE NO WIPE

Catalogue no: 330896 - 8 ml; 331126 - 15 ml

A hybrid top for light cured designs, without a blue after glow, without a dispersion layer. Gives the nails a gloss effect for up to 4 weeks.

ADVANTAGES:

- UNBLUE is the color of the manicure without a blue after glow
- Does not change shades of hybrid polishes
- Recommended especially for manicures with the use of dark colors
- Instant shine effect after curing
- Excellent coat for use under metallic dust

PRODUCT FEATURES:

Consistency: medium-thick

Color: colorless

Use: hybrid, gel, acrylic-gel design

Final effect: super shine

Dispersion layer: no

Dissolves in acetone: no

CURING:

Type of lamp:

LED 48 W, curing time: 60 sec.

UV 36 W, curing time: 120 sec.

REMOVAL:

nail file, nail drill

PRO TIP:

After curing the top – wait approx. 30 sec. before applying care products: cuticle oil or cream.

The dust should be rubbed into the warm top, 20 sec. into curing the top.



GEL POLISH SYSTEM SOAK OFF APPLICATION

1. Prepare the natural nail plate: shape, gently buff, clean and degrease.
2. Apply Tape Bond and wait around 30 sec.*
3. Apply a coat of Gel Polish Base Soak Off, cure for 30-60 sec.
4. Apply 2 coats of Gel Polish Color, cure each one for 30-60 sec.
5. Apply Gel Polish Top Soak Off and cure for 60 sec.
6. Wipe the ready design with an alcohol-based liquid Cleaner Finish Manicure

*In case of a difficult nail plate use Acid Primer.



GEL POLISH HYBRID BASE EASY REMOVAL

Catalogue no: 330242 - 8 ml

A hybrid base dedicated to the Gel Polish Easy Removal system, created in a delicate formula, natural nails friendly.

ADVANTAGES:

- Has self-levelling properties
- Evens out the natural unevenness of the nail plate
- Strengthens and protects the natural nail plate
- Retains flexibility and elasticity of the nail plate
- Easy to remove – soluble in acetone, filing not required

PRODUCT FEATURES:

Consistency: varnish like, thin

Color: colorless

Type of nail plate: delicate, in good condition

Use: hybrid manicure

Extension: no

Overlay: no

Dispersion layer: yes

Dissolves in acetone: yes

CURING:

Type of lamp:

LED 48 W, curing time: 60 sec.

UV 36 W, curing time: 120 sec.

REMOVAL:

acetone, nail file, nail drill

PRO TIP:

Apply in a thin coat. Apply the base with precision. Do not flood the cuticles. Recommended for clients who like frequent changes and refreshing of their nail design.



GEL POLISH HYBRID TOP EASY REMOVAL

Catalogue no: 330243 - 8 ml

A hybrid top intended for finishing off the EASY REMOVAL design, it shines naturally and protects the manicure color.

ADVANTAGES:

- Retains flexibility and elasticity of the nail plate
- Preserves and protects hybrid manicures
- Gives the manicure a natural shine
- Removed without filing

PRODUCT FEATURES:

Consistency: thin
Color: colorless
Use: hybrid design
Final effect: natural shine
Dispersion layer: yes
Dissolves in acetone: yes

CURING:

Type of lamp:
LED 48 W, curing time: 60 sec.
UV 36 W, curing time: 120 sec.

REMOVAL:

acetone, nail file, nail drill

PRO TIP:

Before curing the top, turn the client's hand upside down for a moment for a perfect line of light.




GEL POLISH HYBRID EASY REMOVAL APPLICATION

1. Prepare the natural nail plate: shape, gently buff, clean and degrease.
2. Apply a thin coat of Gel Polish Hybrid Base Easy Removal, cure for 30-60 sec.
3. Apply 2 coats of Gel Polish Color, cure each one for 30-60 sec.
4. Apply Gel Polish Top Easy Removal and cure for 60 sec.
5. Wipe the design with an alcohol-based liquid Cleaner Finish Manicure.



*Express yourself
using color!*



Check the complete palette of colors
on the attached Color Chart
or scan the QR code.

www.victoriavynn.com

Victoria Vynn IT'S ME

MEGA BASE

UV/LED SYSTEM

THE BASE IS THE BASICS! Begin with the Base!

The Mega Base system is a multi-functional, flexible and durable hybrid manicure.

The exceptional formula and properties of the MEGA BASE allow for the extension of the nail plate by up to 7 mm and for strengthening of the natural nail plate. Thanks to the thick and self-levelling consistency it allows for correct shaping of the nail plate and building up the apex.

The product is perfect for beginners and experienced nail techs. When used only with a Hybrid Top, the Mega Base gives the manicure a healthy and natural look.

Cured in a LED / UV lamp.
MEGA BASE UV / LED SYSTEM products are soluble in acetone.





MEGA BASE

8 ml, 15 ml

The unique formula and properties of the MEGA BASE allow you to extend the natural nail plate by up to 7 mm and to strengthen the natural nail plate.

ADVANTAGES:

- Increases durability and adhesion of design
- Flexible, resistant to mechanical damage
- Fills in all unevenness
- Perfect for refills
- Does not drip and does not flood the cuticles
- Natural manicure with the use of base and top only

PRODUCT FEATURES:

Consistency: thick, self-levelling

Color: colorless and color shades

Type of the nail plate: any

Use: hybrid, gel, acrylic-gel design

Extension: yes, up to 7 mm

Overlay: yes

Dispersion layer: yes

Dissolves in acetone: yes

CURING:

Type of lamp:

LED 48 W, curing time: 60 sec.

UV 36 W, curing time: 120 sec.

REMOVAL:

acetone, nail file, nail drill

PRO TIP:

A colored Mega Base used under hybrid color polishes enhances their coverage. For the perfect adhesion and increased durability, we recommend using Tape Bond under the base. Mega Base can be used as a base under Build Gel, Mousse Sculpture Gel, Master Gel. A manicure using the Mega Base means fast work and time saved in the salon.



Mega Base

15 ml Clear

Catalogue no: 330813

💧 transparent



Mega Base

8 ml Clear

Catalogue no: 330338

💧 transparent



Mega Base

8 ml Beige

Catalogue no: 330608

💧 semi-transparent

🕒 beige

★ natural manicure, French manicure, babyboomer



Mega Base

8 ml Cold Pink

Catalogue no: 330673

👉 semi-transparent

👉 pink

★ natural manicure, French manicure, babyboomer



Mega Base

8 ml Pink

Catalogue no: 330609

👉 80% color coverage

👉 pink

★ natural manicure, French manicure, babyboomer



Mega Base

8 ml Milky White

Catalogue no: 331308

👉 60% color coverage

👉 milky

★ natural manicure, babyboomer



MEGA TOP

Catalogue no: 330783 - 8 ml

A hybrid top with the properties of a flexible protective layer, dedicated for the Mega Base System. Has a UV filter which protects against sun rays and increases protection against discoloring. Gives the design durability and high gloss.

ADVANTAGES:

- Flexible and durable
- Resistant to cracks and scratches
- Has a stronger UV filter

PRODUCT FEATURES:

Consistency: medium-thick

Color: colorless

Use: hybrid, gel, acrylic-gel design

Final effect: shine

Dispersion layer: yes

Dissolves in acetone: yes

CURING:

Type of lamp:

LED 48 W, curing time: 60 sec.

UV 36 W, curing time: 120-180 sec.

REMOVAL:

acetone, nail file, nail drill

PRO TIP:

Before curing the top turn the client's hand upside down for a moment to obtain a perfect line of light. After curing the top wait for 60 sec. and remove the dispersion layer. For a super shine polish the top with a dry cotton swab.



MEGA BASE SYSTEM UV/LED

APPLICATION

1. Prepare the natural nail plate: shape, gently buff, clean and degrease.
2. Use Tape Bond and wait approx. 30 sec. In case of a difficult nail plate apply Primer acid.
3. Cut the form and adjust it to the free edge of the nail.
4. Apply the selected color of Mega Base to the form and the nail, create the skeleton and cure for 30 sec. Remove the form carefully.
5. Apply the second coat of Mega Base, build the apex, shape it. Cure for 60 sec.
6. Remove the dispersion layer with an alcohol based liquid. Correct the shape with a file, buff, clean and degrease.
7. Finish the planned design. Apply any hybrid polish and top. Cure every coat.

iQ NAIL POLISH

iQ COMPLEX

is the basis of the intelligent formula of the iQ NAIL POLISH. It combines advanced film-forming polymers and plasticizers that increase flexibility.

This particular set of ingredients ensures long-lasting adhesion to the nail plate and extreme durability of all design layers - base, polish and top.

It guarantees a salon-quality manicure.





iQ NAIL POLISH

9 ml

Classic nail polish.

PRODUCT FEATURES:

- Intensive pigmentation of the polish allows for perfect coverage
- Creamy formula
- Spreads perfectly
- Resistant to chipping and provides a durable manicure
- Color can be easily removed with nail polish remover
- Vegan formula with an iQ complex
- Precise, fan shaped brush

PRO TIP:

The colors of the highly pigmented polish require precise application if imperfections remain after the first coat, wait until dry and apply another coat. Do not correct. iQ polishes can be used in several ways: with the iQ Base, on all hybrid bases and nails built with gel. The color of iQ NAIL POLISH is to be always secured with the iQ Nail Polish Top.



iQ NAIL POLISH BASE

Catalogue no: 330871 - 8 ml

Base used under classic nail polish.

PRODUCT FEATURES:

- Ensures long-lasting adhesion of polish to the nail plate
- Evens out the surface of the nail and perfectly binds with it
- Protects the nail plate against discoloring
- Dries fast
- Vegan formula with an iQ complex
- Precise, fan shaped brush



iQ NAIL POLISH TOP

Catalogue no: 330872 - 9 ml

Top for classic nail polish.

PRODUCT FEATURES:

Perfectly protects the manicure for up to 10 days

Contains photo-initiators cured by natural light

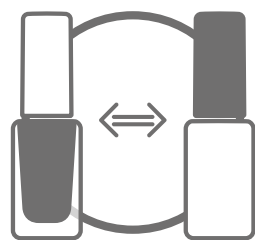
Ensures high shine of the design

Protects color from discoloration

Protects the natural elasticity of nails

Top application on a completely dry polish color

Precise, fan shaped brush



COLOR TO COLOR


iQ Nail Polish colors are the equivalents of the most popular shades of Gel Polish Colors and Pure Creamy Hybrid Colors. Recommended for manicures and pedicures.

iQ NAIL POLISH APPLICATION

1. Prepare the natural nail plate: shape, gently buff, clean and degrease.
2. Apply a coat of iQ NAIL POLISH BASE and let it dry completely.
3. Apply a thin coat of the selected iQ NAIL POLISH color. Once dry, apply the second coat of color.
4. Secure the dry design with one coat iQ NAIL POLISH TOP and wait until it dries.
5. At the end of the treatment, rub a small amount of the 5 OILS COMPLEX.
6. Remove the design with any type of nail polish remover.



*Express yourself
using color!*



Check the complete palette of colors
on the attached Color Chart
or scan the QR code.

www.victoriavynn.com

Victoria Vynn IT'S ME

BUILD GEL SYSTEM

THREE-PHASE GEL SYSTEM

Are you a fan of the gel method? Regardless of whether you want to build on a form, tips or want to strengthen the natural nail plate ... BUILD GEL is for you!

The self-levelling and flexible gel for building nails, thanks to its unusual properties, will ensure exceptional comfort of work. From now on, it will be quick and easy, and building the perfect C curve will not be a problem. We are convinced that our durable gels will meet your expectations.



BUILD GEL UV/LED

15 ml, 50 ml

Self-levelling and flexible gel for building nails. Designed to be built on a form, tips and to strengthen the natural nail plate. The properties of the gel ensure exceptional comfort of work: easy application with a brush, perfect construction of the C curve, quick and easy achievement of the desired shape. All gels are acid-free and odourless. Cured in UV and LED lamps.



ADVANTAGES:

- Self-levelling formula
- Easy work with the product
- Perfect adhesion
- Flexible and durable design
- Acid-free and odourless formula

PRODUCT FEATURES:

Type of system - 3-phase: base, gel, top
Consistency: medium-thick, self-levelling
Type of nail plate: any
Use: gel nails construction
Extension: yes
Overlay: yes
Filling in grown out nails: yes
Dissolves in acetone: no
Dispersion layer: yes

CURING:

Type of lamp:
LED 48 W, curing time: 60 sec.
UV 36 W, curing time: 120-180 sec.

REMOVAL:

nail file, nail drill

PRO TIP:

Colors versus application recommendations:

- Colors 01, 03, 10 dedicated for the construction of the first layer, the so called skeleton.
- Colors 04, 05, 06, 07, 08, 09, 11, 12, 13, 14 are perfect for the construction of the gel's second layer.
- Colors 02, 12 recommended for a French manicure.
- Colors 06, 11, 13, 14 should be applied in a thinner layer and cured for longer.

Gels have the ability to regulate the consistency through temperature modification. Colors can be combined with each other, allowing for even more shades to be obtained.



BUILD GEL

no. 01 Totally Clear

Catalogue no: 330129 - 15 ml; 330135 - 50 ml

Transparent, dedicated for the skeleton as well as the builder layer. Cures quickly and preserves the shape given during pressing for a long time. Recommended for the „louboutin” technique.



BUILD GEL

no. 02 Extremely White

Catalogue no: 330130 - 15 ml; 330136 - 50 ml

A warm shade of white with 100% coverage, recommended for construction French. Due to high pigmentation it requires a longer polymerization time.



BUILD GEL

no. 03 Soft Pink

Catalogue no: 330131 - 15 ml; 330137 - 50 ml

Transparent, light pink with 40% coverage, intended for the skeleton and the builder layer. Also recommended for babyboomer designs. It cures quickly and permanently maintains the shape given during pressing.



BUILD GEL

no. 04 Cover Nude

Catalogue no: 330132 - 15 ml; 330138 - 50 ml

Slightly opaque, milky-peach, with 40% coverage, it's perfect for the application of the builder layer. To achieve the effect of natural nails you do not need to apply a color polish, just add shine with a top.



BUILD GEL

no. 05 Cover Peach

Catalogue no: 330133 - 15 ml; 330139 - 50 ml

The opaque, creamy shade of peach with 50% coverage is ideal for the application of the builder layer. To achieve the effect of natural nails you do not need to apply a color polish, just add shine with a top.



BUILD GEL

no. 06 Cover Blush

Catalogue no: 330134 - 15 ml; 330140 - 50 ml

Opaque, caramel brown with 100% coverage, ideal for the application of the builder layer. It has excellent covering properties. To obtain the effect of natural nails you do not need to apply a color polish, just add shine with a top. After filling it has a shade of two tones lighter than in the package.



BUILD GEL

no. 07 Light Pink Rose

Catalogue no: 330366 - 15 ml; 330369 - 50 ml

Light, milky pink with 40% coverage, recommended for the application of the builder layer and perfect for babyboomer designs. To achieve the effect of natural nails you do not need to apply a color polish, just add shine with a top.



BUILD GEL

no. 08 Pink Cover

Catalogue no: 330367 - 15 ml; 330370 - 50 ml

Creamy pink with 60% coverage, recommended for the application of the builder layer, perfect for babyboomer designs. It has covering properties. To achieve the effect of natural nails you do not need to apply a color polish, just add shine with a top.



BUILD GEL

no. 09 Milky Peach

Catalogue no: 330368 - 15 ml; 330371 - 50 ml

Peach with 60% coverage, recommended for the application of the builder layer, perfect for babyboomer designs. It has covering properties. To achieve the effect of natural nails you do not need to apply a color polish, just add shine with a top.



BUILD GEL

no. 10 Pink Glass

Catalogue no: 330772 - 15 ml; 330777 - 50 ml

Transparent with a pink glow, ideal for the construction of the skeleton as well as the application of the builder layer. It cures quickly and permanently maintains the shape given during pressing.



BUILD GEL

no. 11 Cover Powder Pink

Catalogue no: 330773 - 15 ml; 330778 - 50 ml

A natural shade of powder pink with 100% coverage, recommended for the application of the builder layer. Especially recommended for construction french. It has excellent covering properties. To achieve the effect of natural nails you do not need to apply a color polish, just add shine with a top.



BUILD GEL

no. 12 Cold White French

Catalogue no: 330774 - 15 ml; 330779 - 50 ml

A cool shade of snowy white with 100% coverage. Dedicated for the construction french. High pigmentation of the product requires thin layers and extended polymerization time.



BUILD GEL

no. 13 Cover Dusty Pink

Catalogue no: 330775 - 15 ml; 330780 - 50 ml

Natural shade of dirty pink with 100% coverage. Perfect for the application of the builder layer. Especially recommended for construction french. It has excellent covering properties. To obtain the effect of natural nails you do not need to apply a color polish, just add shine with a top.



BUILD GEL

no. 14 Cover Candy Rose

Catalogue no: 330776 - 15 ml; 330781 - 50 ml

Natural shade of pink with 90% coverage. Perfect for the application of the builder layer. Especially recommended for construction french and babyboomer designs. It has excellent covering properties. To achieve the effect of natural nails you do not need to apply a color polish, just add shine with a top.



BUILD GEL Base

Catalogue no: 330141 - 15 ml

Build gel base. Increases durability and adhesion of build gel designs.

ADVANTAGES:

- Increases the adhesion of build gel
- Evens out the nail plate
- Easy-to-apply consistency
- Practical packaging with a brush

PRODUCT FEATURES:

Type of system - 3-phase: base, gel, top

Consistency: medium-thick

Color: colorless

Type of nail plate: any

Use: gel design

Extension: no

Dissolves in acetone: no

Dispersion layer: yes

CURING:

Type of lamp:

LED 48 W, curing time: 60 sec.

UV 36 W, curing time: 120 sec.

REMOVAL:

nail file, nail drill

PRO TIP:

Rub a thin layer of the base into the nail plate and cure in a lamp.



BUILD GEL Top

Catalogue no: 330142 - 15 ml

Top for Build Gel. Provides a spectacular shine and durability of the gel design.
Cured in UV and LED lamps.

ADVANTAGES:

- Guarantees a beautiful shine
- Highly resistant to scuffing and scratching
- Practical packaging with a brush

PRODUCT FEATURES:

Type of system - 3-phase: base, gel, top

Consistency: thick

Color: colorless

Use: gel and acrylic gel design

Final effect: super shine

Dispersion layer: yes

Dissolves in acetone: no

CURING:

Type of lamp:

LED 48 W, curing time: 60 sec.

UV 36 W, curing time: 120-180 sec.

REMOVAL:

nail file, nail drill

BUILD GEL SYSTEM APPLICATION

1. Prepare the natural nail plate: shape, buff thoroughly, clean and degrease
2. Apply TAPE BOND and wait approx. 30 sec.*
3. Apply a small amount of BUILD GEL Base, rub it into the nail plate with a gel brush, cure for 30 sec.**
4. Cut the form and align it with the free edge of the nail.
5. Apply a small amount BUILD GEL on the form and the nail, create a skeleton and cure for 5-15 sec. Remove the form.
6. Apply the second layer of BUILD GEL build the apex and shape. Cure for 60 sec.
7. Wipe with an alcohol-based liquid, correct the shape with a file, buff, clean and degrease.
8. Finish off the planned design.***

* In case of a problematic plate use acid PRIMER.

** BUILD GEL Base can be replaced with MEGA BASE or BOOST BASE.
Always apply a small amount of the base and rub it to the nail plate.

*** Apply any polish and hybrid top, cure every layer.

MOUSSE SCULPTURE GEL

NAIL ARCHITECTURE GEL WITH THIXOTROPY

Mousse Sculpture Gel is a three-phase gel with a mousse-like thixotropy.

What is THIXOTROPY?

The thick consistency of the mousse has an unusual property of changing its viscosity under the influence of supplied energy. When applied on the nail its structure slightly thins. This process is called THIXOTROPY, or „liquid memory“. This makes it easy to apply and to distribute evenly, can be formed and gently self-levels.



MOUSSE SCULPTURE GEL

50 ml

Great for extensions and construction of nails and strengthening the natural nail plate. The self-leveling gel formula significantly speeds up the pace of work in the salon, a properly and carefully made design reduces nail filing to a minimum. Recommended for quick correction and refilling of several nails at the same time. After curing in a UV or LED lamp, it becomes ultra-strong, hard and resistant to damage, but remains easy to work with. The product is perfect for nail techs of all skill levels.



ADVANTAGES:

- Speeds up the work pace in the salon
- Perfect for creating any shape and length of nails
- Perfect for fast refilling
- Allows you to correct several nails at the same time
- Easy to work with, does not drip and does not flood cuticles
- May be used in the file-free technique
- The optimal polymerization viscosity minimizes the feeling of warmth when curing in the lamp
- Acid-free product

PRODUCT FEATURES:

Type of system - 3-phase: base, gel, top

Consistency: thick

Type of nail plate: any

Use: gel nails building

Extension: yes

Overlay: yes

Filling in grown out nail: yes

Dissolves in acetone: no

Dispersion layer: yes

CURING:

Type of lamp:

LED 48 W, curing time: 60 sec.

UV 36 W, curing time: 120-180 sec.

REMOVAL:

nail file, nail drill

PRO TIP:

24 hours before using the product, remove the protective foil from the jar in order to obtain the optimal gel consistency. Do not mix the mass in the jar. It is best to refill the manicure every 3-4 weeks, after removing 80% of the previous gel mass. Do not exceed the recommended polymerization time.



MOUSSE SCULPTURE GEL **01 Crystal Glass**

Catalogue no: 331067 - 50 ml

Colorless crystal, dedicated for construction of the skeleton.



MOUSSE SCULPTURE GEL **02 Polar White**

Catalogue no: 331068 - 50 ml

Intense white with 100% coverage. Recommended for construction French. Apply in thin layers, extend the curing time to 120 sec.



MOUSSE SCULPTURE GEL **03 Coral Soft**

Catalogue no: 331069 - 50 ml

A semi-transparent, slightly peach shade with 30% coverage. Dedicated for building and for the skeleton as well as babyboomer designs.



MOUSSE SCULPTURE GEL **04 Berry Blush**

Catalogue no: 331070 - 50 ml

Semi-transparent cool shade of pink with 60% coverage. Dedicated for building and for the skeleton as well as babyboomer designs.



MOUSSE SCULPTURE GEL **05 Baby Pink**

Catalogue no: 331071 - 50 ml

Milky pink with 80% coverage. Dedicated for building and for the skeleton as well as babyboomer designs.



MOUSSE SCULPTURE GEL **06 Dirty Blush**

Catalogue no: 331072 - 50 ml

Dirty pink with 70% coverage. Dedicated for building and the skeleton as well as babyboomer designs.



MOUSSE SCULPTURE GEL APPLICATION

1. Prepare the natural nail plate: shape, thoroughly buff, clean and degrease.
2. Apply TAPE BOND and wait approx. 30 sec.*
3. Apply a small amount of Base BUILD GEL, rub into the nail plate with a gel brush, cure for 30 sec.**
4. Cut the form and align it with the free edge of the nail.
5. Apply a small amount Mousse Sculpture Gel to the form, create a skeleton and cure for 15-30 sec. Remove the form.
6. Apply the second layer of Mousse Sculpture Gel, build the apex and shape. Cure for 60 sec.
7. Wipe with an alcohol-based liquid, correct the shape with a file, buff, clean and degrease.
8. Finish off the planned design.***

* In case of a problematic nail plate use acid PRIMER.

** BUILD GEL Base can be replaced with MEGA BASE or BOOST BASE.
Always apply a small amount of the base and rub it into the nail plate.

*** Apply any polish and hybrid top, cure every coat.

BOTTLE GEL ONE PHASE

ONE PHASE BOTTLE GEL

One-phase gel in a bottle for constructing, extending and hardening the natural plate and repairing damaged nails. Does not require a base coat. Provides the durability, high resistance and flexibility of hard gel.

It works perfectly with the natural nail plate thanks to which the design does not break or crack. The self-levelling gel formula allows for construction using the "one drop" file-free method.

Cure in UV and LED lamps.





BOTTLE GEL One Phase

Catalogue no: 331017 - Clear 15 ml

One-phase gel in a bottle, without the use of a base coat.

ADVANTAGES:

- Quick and easy construction and extension of nails using nail forms and tips.
- Cuts short the service time in the salon even by up to 30%.
- Perfectly smoothes uneven nail plates.
- Doesn't let air enter, doesn't yellow.
- Acid-free with a high safety index.
- Burning sensation is minimized during curing of the gel.
- Practical packaging with a brush.

PRODUCT FEATURES:

Type of system: 1 phase, without the use of a base coat

Consistency: thick, self-levelling

Formula: acid-free, odourless

Color: colorless

Type of nail plate: in good condition, soft

Use: gel design

Extension: yes

Dissolves in acetone: no

Dispersion layer: yes

CURING:

Type of lamp:

LED 48 W, curing time: 60 sec.

UV 36 W, curing time: 120 sec.

REMOVAL:

nail file, nail drill

PRO TIP:

BOTTLE GEL One Phase is extremely easy to apply. It's also recommended for use as the first, thin coat under build gels and acrylic gels. Perfect for refilling designs in all light-cured systems. BOTTLE GEL is flexible after curing in the lamp. When creating a tunnel, leave it in the clamp until the mass has cooled down completely.

BOTTLE GEL ONE PHASE APPLICATION



CONSTRUCTION AND EXTENSION WITH SHAPE CORRECTION:

1. Prepare the natural nail plate: shape, gently buff, clean and degrease.
2. Apply TAPE BOND and wait approx. 30 sec.*
3. Cut the form and align it with the free edge.
4. Apply BOTTLE GEL to the form and the nail, shape the skeleton and cure for 10 sec. Remove the form.
5. Apply a thin layer of BOTTLE GEL to the nail, do not cure.
6. Add BOTTLE GEL, build the apex and shape, cure for 60 sec.
7. Wipe with an alcohol-based liquid, correct the shape using a 180/240 grit nail file, buff, clean and degrease.
8. Finish off the planned design.**

* In case of a difficult nail plate use acid PRIMER.

** Apply any polish and hybrid top, cure every layer.



CONSTRUCTION AND EXTENSION USING THE NO FILE TECHNIQUE:

1. Prepare the natural nail plate: shape, gently buff, clean and degrease.
2. Apply TAPE BOND and wait approx. 30 sec.*
3. Cut the form and align it with the free edge.
4. Apply BOTTLE GEL to the form and the nail, shape the skeleton and cure for 10 sec. Remove the form.
5. Correct the shape of the nail's free edge.
6. Apply a thin layer of BOTTLE GEL to the nail, do not cure.
7. Add BOTTLE GEL, build the perfect apex and shape. Cure.
8. Finish off the planned design.**

* In case of a difficult nail plate use acid PRIMER.

** Apply any polish and hybrid top, cure every layer.



HARDENING / REBUILDING OF THE NATURAL NAIL PLATE:


1. Prepare the natural nail plate: shape, gently buff, clean and degrease.
2. Apply TAPE BOND and wait approx. 30 sec.*
3. Apply a thin layer of BOTTLE GEL to the nail, do not cure.
4. Add BOTTLE GEL, build the apex and shape. Cure.
5. Finish off the planned design if the correction of the shape is not required. If correction of the shape is required wipe the nail with an alcohol-based liquid, correct the shape using a 180/240 grit nail file, buff, clean and degrease.**
6. Finish off the planned design.**

* In case of a difficult nail plate use acid PRIMER.

** Apply any polish and hybrid top, cure every layer.



*Express yourself
using color!*



Check the complete palette of colors
on the attached Color Chart
or scan the QR code.

www.victoriavynn.com

Victoria Vynn IT'S ME

MASTER GEL SYSTEM

ACRYLIC-GEL SYSTEM

Master Gel is an innovative system for extending and modelling nails! Master Gel, a **2-in-1** product that combines the advantages of acrylic and gel. Choose your favourite from amongst 11 brilliant colors and enjoy a highly durable and flexible nail design system with a stable consistency. Our Master of acrylic gels is reliable!





MASTER GEL

Master Gel is an innovative acrylic-gel system for nail design. Intended for the extension and modeling of nails on a nail form, natural strengthening and reconstruction of damaged nail plates. The plastic mass combines the best features of acrylic and gel, it does not solidify or harden during molding. It provides a durable and flexible manicure. The unique formula of the product guarantees comfort of work, full control over the product, without time pressure. Cured in UV / LED lamps.

ADVANTAGES:

- Stable consistency without self-levelling properties.
- It speeds up the work time, can be applied to several nails at once.
- Easy to apply and model.
- Quick processing with a file, preferably 180/240 grit.
- Minimized burning sensation.
- Dust doesn't rise during filing.
- Free of an irritating smell.
- Perfect for 3D decorations.

PRODUCT FEATURES:

Type of system - 3-phase: base, acrylic gel, top

Consistency: very thick, without self-levelling properties

Type of nail plate: any

Use: acrylic gel nail extensions

Extension: yes

Dissolves in acetone: yes

Dispersion layer: yes

CURING:

Type of lamp:

LED 48 W, curing time: 60 sec.

UV 36 W, curing time: 120-180 sec.

REMOVAL:

nail drill, nail file, acetone

PRO TIP:

The consistency of the product does not change under the influence of the temperature of the surroundings. Perfect for the reconstruction of the nail plate in pedicure treatments. It facilitates the build and reconstruction of the damaged edge of the nail without the use of a nail form.

Master Gel designs can be refilled with the same product or Mega Base.



MASTER GEL 01 Totally Clear

Catalogue no: 330547 - 60 g

Transparent, intended for the application of the builder layer and the skeleton. It clamps well and cures quickly in the lamp.



MASTER GEL 02 Milky White

Catalogue no: 330553 - 60 g

Natural shade of white, slightly transparent. Intended for the skeleton and the application of the builder layer. Recommended for manicures in a natural shade, babyboomer and for a construction French. It perfectly underlines the color of the polish.



MASTER GEL 03 Fully White

Catalogue no: 330548 - 60 g

Snow white with an excellent coverage. Especially recommended for construction french. Due to the strong pigmentation, the curing time in the lamp should be doubled. Not to be used for construction.



MASTER GEL 04 Soft Pink

Catalogue no: 330549 - 60 g

Semi-transparent pink, intended for the skeleton and the application of the builder layer. Perfect for designs in a natural shade and to make a construction french. It beautifully enhances the colors of hybrid nail polishes in shades of pink.



MASTER GEL 05 Cover Blush

Catalogue no: 330550 - 60 g

Opaque nude color in a shade of light beige. Intended for the skeleton and the application of the builder layer. Perfect for designs in a natural shade and to make a construction french. It beautifully enhances the colors of hybrid polishes.



MASTER GEL 06 Cover Nude

Catalogue no: 330551 - 60 g

Opaque nude color in a shade of natural beige. Intended for the skeleton and the application of the builder layer. Perfect for designs in a natural shade and to make a construction french. It beautifully enhances the colors of hybrid polishes.



MASTER GEL 07 Cover Beige

Catalogue no: 330920 - 60 g

Opaque nude color in a shade of natural beige. Intended for the skeleton and the application of the builder layer. Perfect for designs in a natural shade and to make a construction french. It beautifully enhances the colors of hybrid polishes.



MASTER GEL 08 Cover Rose

Catalogue no: 330921 - 60 g

Opaque nude color in a shade of dirty pink. Designed for the skeleton and for the application of the builder layer. Perfect for designs in a natural shade and to make a construction french. It beautifully enhances the colors of hybrid polishes.



MASTER GEL 09 Dirty Pink

Catalogue no: 330922 - 60 g

Opaque nude color in a shade of powder pink. Designed for the skeleton of the builder layer application. Perfect for designs in a natural shade and to make a construction french. It beautifully enhances the colors of hybrid polishes.



MASTER GEL 10 Milky Pink

Catalogue no: 330923 - 60 g

Gently covering nude color in a shade of milky pink. Intended for the skeleton and the application of the builder layer. Perfect for designs in a natural shade and for making a babyboomer and construction French. It beautifully enhances the colors of hybrid polishes.



MASTER GEL 11 Light Rose

Catalogue no: 330924 - 60 g

Covering nude color in a shade of delicate, light pink. Intended for the skeleton and the application of the builder layer. Perfect for designs in a natural shade, babyboomer and to make a construction french. It beautifully enhances the colors of hybrid polishes.





MASTER GEL Base

Catalogue no: 330588 - 8 ml

A base for acrylic gel with hybrid properties. It increases adhesion, evens the nail plate, prevents air from entering.

ADVANTAGES:

- Increases adhesion
- Evens the nail plate
- Easy-to-apply consistency
- Practical packaging with a brush
- To be used as a base for hybrid manicures

PRODUCT FEATURES:

Type of system - 3-phase: base, acrylic gel, top

Consistency: thin

Color: colorless

Type of nail plate: any

Use: under acrylic gel, hybrid designs

Extension: no

Dissolves in acetone: yes

Dispersion layer: yes

CURING:

Type of lamp:

LED 48 W, curing time: 60 sec.

UV 36 W, curing time: 120 sec.

REMOVAL:

nail drill, nail file, acetone

PRO TIP:

For the best manicure durability rub the base into the nail plate and cure.



MASTER GEL Top

Catalogue no: 330589 - 8 ml

A top for finishing acrylic-gel manicures. Provides protection and gives a shine. It has a high resistance to scratching and scuffing. It can be used for hybrid manicures.

ADVANTAGES:

- Resistant to scuffing and scratching.
- It guarantees a beautiful shine.
- Easy-to-apply consistency.
- Practical packaging with a brush.

PRODUCT FEATURES:

Type of system - 3-phase: base, acrylic-gel, top

Consistency: thin

Color: colorless

Use: acrylic-gel and hybrid designs

Final effect: high shine

Dispersion layer: yes

Dissolves in acetone: yes

CURING:

Type of lamp:

LED 48 W, curing time: 60 sec.

UV 36 W, curing time: 120-180 sec.

REMOVAL:

nail drill, nail file, acetone

APPLICATION:

Secure the finished design with a top and cure it in a lamp. Remove the dispersion layer.



MASTER GEL Liquid

Catalogue no: 330554 – 200 ml

Master Gel modeling liquid with a pleasant lime smell. It facilitates the application of the mass, gives it flexibility and the possibility of easy formation. It prevents the product from sticking to the brush.

ADVANTAGES:

- Facilitates the formation of the MASTER GEL mass.
- It prevents the product from sticking to the brush.
- Does not activate the polymerization process.
- It has a pleasant, non-irritating smell.
- No monomers.

PRODUCT FEATURES:

Type of system - 3-phase: base, acrylic gel, top

Consistency: liquid

Color: colorless

Smell: lime

Use: MASTER GEL, acrylic gel designs

PRO TIP:

Work only with a damp (not wet) brush. The liquid must not flood the nail plate.



MASTER GEL Brush & Spatula

Catalogue no: 330600

A double-sided tool for the application of MASTER GEL acrylic-gel. Dosing the right amount of mass from the tube is made easier with spatula; and the brush with specially profiled bristles, after being soaked in liquid, enables precise application of the mass on the nails. Tool in an aluminum casing.

ADVANTAGES:

- Convenient tool to use.
- High quality of the materials used.
- A brush with a specially profiled bristle shape.
- Flexible and resilient brush bristles do not deform.
- Spatula with an appropriate shape to cut the mass from the tube.

PRODUCT FEATURES:

Total tool length: 145 mm

Spatula length: 33 mm

Bristle length: 9 mm

PRO TIP:

Before cutting off a portion of the product from the tube, wet the spatula in Master Gel Liquid, the mass will not stick to the tool. After finishing work, clean the bristles of the brush and secure with the cap.



MASTER GEL SYSTEM APPLICATION

1. Prepare the natural nail plate: shape, thoroughly buff, clean and degrease.
2. Apply TAPE BOND and wait about 30 seconds.*
3. Apply a small amount of MASTER GEL Base, rub into the nail plate with a gel brush, cure for 30 sec.**
4. Cut the form and adjust it to the free edge of the nail.
5. Apply a small amount of MASTER GEL to the form and nail, create a skeleton and cure for 10-30 seconds. Remove the form.
6. Apply the second layer of MASTER GEL, build an apex and shape. Cure for 60 seconds.
7. Wipe with an alcohol-based liquid, correct the shape with a file, buff, clean and degrease.
8. Complete the planned design.***

* In case of a problematic nail plate, use acid PRIMER.

** MASTER GEL Base can be replaced with MEGA BASE or BOOST BASE. Always apply a small amount of the base and rub it into the nail plate.

*** Apply any hybrid polish and top, cure each coat.

NAIL ART

You need „only” imagination, precision and well-chosen products to make great nail art.

A single-color hybrid manicure is a classic, but nail art is also trendy. Check out our offer and reach for products that will create art painted by you on your nails.

Manicures can be interesting and surprising.

Good luck!





SPIDER LINE GEL

Catalogue no: 330699 - Black 5 ml, 330700 - White 5 ml

Flexible gels for decorations, perfect for making spectacular and very fast nail art. The dense, rubber consistency allows for creating perfectly straight lines and any geometric patterns. They can be applied on gel, acrylic gel and hybrid polishes. They have a dispersion layer, which enables dust to be rubbed in. Need to be secured with a hybrid top. Cured in UV and LED lamp.

ADVANTAGES:

- Easy work with the product
- Perfect adhesion
- Fast decorations with a zig-zag and spider's web effect



PRODUCT FEATURES:

Consistency: thick, rubber like

Use: nail art decorations

Dispersion layer: yes

CURING:

Type of lamp:

LED 48 W, curing time: 60 sec.

UV 36 W, curing time: 120 sec.

REMOVAL:

nail drill, nail file



ART GEL 3D

Catalogue no: 330144 - 01 Creamy White 5 ml, 330145 - 02 Creamy Black 5 ml, 330251 - Smart White 5 ml

Strong pigmentation gels are recommended for decorations or as a uniform layer on the nails. Colors can be combined with each other, with hybrid polishes, as well as with a hybrid top. The thick, creamy consistency does not level and does not drip off. The snow-white, creamy Smart White is perfect for creating a precise smile line in a French manicure. Cured in UV and LED lamps.

ADVANTAGES:

- Strong pigmentation
- The product is efficient in use
- Perfect for various decorations
- Perfectly combined with other products: polishes and hybrid tops
- Easy work with the product
- It does not wrinkle while curing



PRODUCT FEATURES:

Consistency: thick, creamy

Use: nail art decorations

Dispersion layer: yes

CURING:

Type of lamp:

LED 48 W, curing time: 60 sec.

UV 36 W, curing time: 120 sec.

REMOVAL:

nail drill, nail file





ART GEL 3D no wipe

Catalogue no: 330407 - White 5 ml, 330408 - Black 5 ml

The highly pigmented gel is recommended for decorations or as a uniform layer on nails. Perfect for making 3D sugar effect decorations, sweaters, as a base coat for metallic dust. Thick, creamy consistency does not level and does not drip off. Without a dispersion layer, which significantly speeds up the work. Cured in UV and LED lamps.

ADVANTAGES:

- Strong pigmentation
- The product is efficient in use
- Perfect for 3D decorations
- Easy work with the product
- It does not wrinkle while curing



PRODUCT FEATURES:

Consistency: thick, creamy

Use: nail art decorations

Dispersion layer: no

CURING:

Type of lamp:

LED 48 W, curing time: 60 sec.

UV 36 W, curing time: 120 sec.

REMOVAL:

nail drill, nail file

PRO TIP:

You can cover your nail art with art dust, but after application, be sure to cover it with a top coat. Extend the curing time of the finished design.



PAINTER HIGH PIGMENT

Pigments in a tube for nail art, cured in a UV / LED lamp. Very strong pigmentation and dense consistency ensure full coverage with just one coat. All colors can be freely mixed with each other, with hybrid polishes, as well as with a hybrid top. Designed for all kinds of decorations: ombre, babyboomer, one stroke, zhostovo, micropainting, ornaments, landscapes, geometries. Also perfect for thin and precise lines, contours, rubbing, shading.

ADVANTAGES:

- Convenient form of application - tube
- Very strong pigmentation
- The product is very efficient in use
- Perfect for various decorations
- The formula of pigments combines perfectly with other products: polishes and hybrid tops
- Easy work with the product
- It does not wrinkle

PRODUCT FEATURES:

Consistency: thick
Use: art decorations
Dispersion layer: yes

CURING:

The time also depends on the color used and the thickness of the applied coat.

Type of lamp:

LED 48 W, curing time: 60 sec.

UV 36 W, curing time: 120 sec.

REMOVAL:

nail drill, nail file

PRO TIP:

By adding a little hybrid top coat to the selected Painter High Pigment color, you will change its consistency to a more fluid one.



PAINTER
HIGH PIGMENT
001 Silver

Catalogue no: 330676 - 7 ml



PAINTER
HIGH PIGMENT
002 Gold

Catalogue no: 330677 - 7 ml



PAINTER
HIGH PIGMENT
003 Yellow

Catalogue no: 330678 - 7 ml



PAINTER
HIGH PIGMENT
004 Green

Catalogue no: 330679 - 7 ml



PAINTER
HIGH PIGMENT
006 Navy

Catalogue no: 330681 - 7 ml



PAINTER
HIGH PIGMENT
007 Violet

Catalogue no: 330682 - 7 ml



PAINTER
HIGH PIGMENT
008 Red

Catalogue no: 330683 - 7 ml



PAINTER
HIGH PIGMENT
009 Fuchsia

Catalogue no: 330684 - 7 ml



PAINTER
HIGH PIGMENT
011 White

Catalogue no: 330686 - 7 ml



PAINTER
HIGH PIGMENT
012 Black

Catalogue no: 330687 - 7 ml

LIQUIDS & PREP PRODUCTS

Do you want to enjoy a durable and perfect manicure? Do not forget to properly prepare the nail plate beforehand. Reach for liquids that are necessary to create a beautiful and long-lasting manicure and pedicure.





CUTICLE JELLY REMOVER

Catalogue no: 331361 - 30 ml



Gel for softening and removing cuticles.

APPLICATION:

1. Turn the Cuticle Jelly Remover upside down and bring the tip of the applicator closer to the cuticles.
2. Press the rubber bottom of the packaging and spread the product around the nail plate. Wait approx. 1 min.
3. Wipe off any excess product with a cotton swab.
4. Gently push back the cuticle with a cuticle pusher. Remove cuticles which require mechanical removal with cuticle nippers or a nail drill.

PRODUCT FEATURES:

- Gel, odourless formula with a high pH level
- Contains sodium hydroxide, which softens and makes it easier to push back or remove cuticles
- The moisturizing glycerin thoroughly cares for the delicate cuticles and nail plate
- The thick consistency and convenient applicator facilitate precise application of the product
- Vegan formula

PRO TIP:

Thick and hard cuticles can be removed when wet. First apply the product, next use the nail drill. For a perfect manicure, you should also scrape off the membranes growing on the nail plate.



CUTICLE AWAY

Catalogue no: 330158 - 10 ml

Product for softening and removing cuticles.

APPLICATION:

1. Apply the product on the cuticles, leave for 1 minute.
2. Remove any excess product with a cotton swab.
3. Gently push the cuticles away with a cuticle pusher.
Use nippers or a nail drill in case of cuticles that require mechanical removal.

PRODUCT FEATURES:

- Gel-water formula in a milky color
- Prevents the cuticles from drying out and cracking
- Evens out the hydration balance
- Contains glycerin and sweet almond oil
- Gentle on the cuticles

PRO TIP:

Thick and hard cuticles can be removed when wet. First apply the product, next use the nail drill. For a perfect manicure, you should also scrape off the membranes growing on the nail plate.



NAIL PREP

Catalogue no: 330620 - 15 ml

A product for degreasing natural nails. Used as the first step in nail design: degreases and increases adhesion of any manicure.

APPLICATION:

Drain the brush and apply the Nail Prep with precision, avoiding the cuticles. Allow for approx. 30 sec. to evaporate (to dry).

PRODUCT FEATURES:

- A highly degreasing product
- Prepares natural nails for design: hybrid, gel or acrylic
- Has antifungal and antiseptic properties
- Evens the nail plate's pH level
- Removes moisture and dirt from the natural nail plate application on a natural nail plate only

PRO TIP:

Apply Nail Prep only on the natural nail plate, the product should not come into contact with the skin.



GEL POLISH TAPE BOND SOAK OFF

Catalogue no: 330110 - 8 ml

An acid-free product that increases the adhesion of products to the natural nail plate. It's the foundation for the entire design, perfectly fuses natural nails with a hybrid, gel or acrylic-gel base.

APPLICATION:

Prepare the nail plate and degrease using Nail Prep. Drain the brush and apply a thin coat of Tape Bond to the natural nail plate. Wait approx. 30 sec. and continue the planned design.

PRODUCT FEATURES:

- Increases the adhesion of the base to the natural nail plate
- Gentle and safe for nails
- Does not contain MAA (Methacrylic Acid)
- Leaves a sticky layer after drying no need to cure in a lamp

PRO TIP:

Apply a thin coat of Tape Bond, do not flood the cuticles. When refilling your design, apply Tape Bond only on the natural nail plate. Before applying the base, wait approx. 30 sec.



PRIMER ACID

Catalogue no: 331043 - 15 ml

Acid product with an etching effect. Dedicated for a demanding nail plate. It strongly binds the nail plate with a hybrid, gel or acrylic-gel base.

APPLICATION:

Drain the brush slightly and apply pointwise to the natural nail plate only.

PRODUCT FEATURES:

- Prevents air entering the design
- Etches and drains the nail plate
- Removes moisture and a high degree of grease
- Evaporates quickly and leaves the nail dry

PRO TIP:

Due to the acid content, the product should not come into contact with the skin and should not be used too often. After applying the product, wipe the brush so as not to contaminate the product in the bottle.



PURE DUO PREP DEHYDRATOR & CLEANSER

Catalogue no: 330317 - 60 ml, 330229 - 1000 ml

Liquid for degreasing the nail plate and removing the dispersion layer from a ready manicure.

APPLICATION:

Wipe the natural nail plate or dispersion layer thoroughly with a soaked, dust-free cotton swab.

PRODUCT FEATURES:

- Fluid for various applications
- Cleans and degreases the nail plate
- Removes the dispersion layer
- The liquid does not contain acetone, it's a mixture of alcohols

PRO TIP:

Duo Prep is the perfect solution for cleaning brushes.



PURE ALCO REMOVER RUBBING ALCOHOL

Catalogue no: 330230 - 1000 ml

Liquid for removing Pure designs.

APPLICATION:

After the Pure top is matted, apply a compress for approx. 15 minutes. Remove the residue gently with a stick.

PRODUCT FEATURES:

- Alcohol-based formula
- Safe for the nail plate

PRO TIP:

Do not leave Pure Alco Remover open too long – alcohol evaporates quickly.



CLEANER FINISH MANICURE

Catalogue no: 330713 - 60 ml, 330710 - 150 ml; 330670 - 1000 ml

Liquid for wiping the dispersion layer.

APPLICATION:

With a soaked dust-free cotton swab, thoroughly wipe the dispersion layer.

PRODUCT FEATURES:

- Effectively removes the sticky layer from tops
- Gives a glossy effect
- Does not dry the cuticles around the nails
- Leaves a very pleasant perfume scent

PRO TIP:

Do not use Cleaner Finish Manicure to degrease the natural nail plate, it contains moisturizing ingredients and oils.



DEHYDRATOR EXTRA ADHESION

Catalogue no: 330712 - 60 ml, 330709 - 150 ml, 330669 - 1000 ml

Liquid for degreasing and cleaning of the natural nail plate.

APPLICATION:

With a soaked dust-free cotton swab, thoroughly wipe the natural nail plate.

PRODUCT FEATURES:

- Degreases and cleans the natural nail
- Eliminates excess bacteria
- Increases the adhesion of bases to the natural nail plate
- Leaves a very pleasant perfume scent

PRO TIP:

The dehydrator is perfect for wiping the nail walls of clients with a tendency to hyperhidrosis. Not recommended for wiping the dispersion layer.

REMOVER SOAK OFF MANICURE

Catalogue no: 330714 - 60 ml, 330711 - 150 ml, 330671 - 1000 ml

Liquid for removing hybrid polishes.

APPLICATION:

1. Buff the top coat with a file.
2. Dip a dust-free swab in liquid, wrap it with aluminum foil and apply a compress for 15 minutes.
3. Gently remove the residue with a stick.

PRODUCT FEATURES:

- Effectively removes hybrid polishes in as little as 10 minutes after buffing the top coat
- Contains macadamia oil and vitamin E.
- Does not dry nails or the skin
- For softening of acrylic nails
- Leaves a very pleasant perfume scent

PRO TIP:

If, when removing the manicure with a nail drill, there is a risk of damaging the nail plate, the removal process can be divided into 2 stages:

- mechanically remove the color and part of the base
- dissolve the rest of the base using a compress with Remover Soak Off Manicure.





ACETONE EASY REMOVE

Catalogue no: 330484 - 1000 ml

Cosmetic acetone for removing designs.

APPLICATION:

1. Buff the top coat with a file.
2. Dip a dust-free swab in liquid, wrap it with aluminum foil and apply a compress for a few minutes.
3. Gently remove the residue with a stick.

PRODUCT FEATURES:

- Effectively removes hybrid polishes in just a few minutes, after buffing the top coat

PRO TIP:


Do not use ACETONE to clean brushes. It can be used for softening acrylic nails.

CARE PRODUCTS

A successful manicure should end with a care ritual!

Reach for our unreliable care products and move your client to the land of pure pleasure.





SENSO

Catalogue no: 330940 - Follow Me 250 ml, 330939 - Kiss Me 250 ml, 330938 - Touch Me 250ml, 330937 - Love Me 250 ml

Moisturizing and conditioning creams for hand and body care with perfumed fragrance notes. SENSO creams are recommended at the end of a manicure and for the daily care of hands and body.

ADVANTAGES:

- Intensively moisturizes, regenerates and strengthens the natural protective barrier of the skin
- Is perfectly absorbed and leaves a velvet film on the skin
- Active ingredients contained in the cream: shea butter, aloe vera juice, soyabean oil, allantoin
- Vegan formula

APPLICATION:

Apply the cream on your hands or body, massage gently. Leave to be absorbed completely.

PRO TIP:

Senso creams are perfect for the complete body care and act as delicate perfumes. They immediately restore comfort to the skin.



SENSO
Follow Me

Catalogue no:
330940 - 250 ml



SENSO
Kiss Me

Catalogue no:
330939 - 250 ml



SENSO
Touch Me

Catalogue no:
330938 - 250 ml



SENSO
Love Me

Catalogue no:
330937 - 250 ml

BOOST BASE NAIL REPAIR

Catalogue no: 330783 - 8 ml, 331001 - 15 ml



2 in 1 hybrid base and conditioner for natural nails. The formula contains a highly resistant polyamide Fiber Glass which strengthens, seals and evens out the natural nail plate. The ingredients also include calcium, vitamin E and B5 which regenerate the deep stratum corneum of nails during application. Glass fiber microparticles influence the special properties of the base; nails are flexible, strengthened and resistant to breaking and cracking.

ADVANTAGES:

- Acid free conditioner and hybrid base in 1 product
- Rebuilds and seals the structure of nails
- Strengthens the natural nail plate
- Supports the growth of weak nails
- Intensely strengthens thin and splitting nails
- Fills up unevenness, micro cracks and imperfections of nails
- Improves adhesion of any design
- Short brush
- The effect is healthy, strong and well-groomed nails

PRODUCT FEATURES:

- Consistency: thick
- Color: transparent pink, visible Fiber Glass
- Type of the plate: NATURAL ONLY, soft, thin, splitting with grooves and discoloring
- Extension: no
- Overlay: yes
- Dispersion layer: yes
- Dissolves in acetone: yes

CURING:

Type of lamp:

LED 48 W, curing time: 60 sec.

UV 36 W, curing time: 120-180 sec.

REMOVAL:

acetone, nail file, nail drill

PRO TIP:

Boost Base does not require a top coat, it shines beautifully after removing the dispersion layer. Recommended for persons with a weakened nail plate and who do not want to give up the durable, light cured manicure. The Boost Base applied in a men's manicure may be finished off with a matt top.

BOOST BASE NAIL REPAIR APPLICATION



NATURAL MANICURE:

1. Prepare the natural nail plate: shape, gently buff, clean and degrease.
2. Apply a super thin first layer of Boost Base, rub it into the nail plate and cure in a lamp for 30 sec.
3. Apply the second layer of Boost Base with precision, cure for 60 sec.
4. Wipe with an alcohol based liquid.



CLASSIC MANICURE:

1. Prepare the natural nail plate: shape, gently buff, clean and degrease.
2. Apply a super thin first layer of Boost Base, rub it into the nail plate and cure in a lamp for 30 sec.
3. Apply the second layer of Boost Base with precision, cure for 60 sec.
4. Wipe with an alcohol based liquid.
5. Apply classic polish IQ Nail Polish in any color.
6. Secure the design with an IQ Nail Polish top.



MANICURE LED/UV:

1. Prepare the natural nail plate: shape, gently buff, clean and degrease.
2. Apply Tape Bond and wait approx. 30 sec.
3. Apply a super thin first layer of Boost Base, rub it into the nail plate and cure in a lamp for 30 sec.
4. Apply any light-cured base in accordance with the planned design and cure.
5. Finish the planned design: hybrid, gel or acrylic gel.
6. Apply any light-cured top and cure in a lamp.



5 OILS COMPLEX

Catalogue no: 330361 - 9 ml, 330157 - 30 ml

Oil for cuticles and nail care. Highly concentrated composition of 5 natural oils, rich in vitamins, antioxidants and fatty acids. The intensive treatment nourishes, moisturizes and regenerates the cuticles. The nail plate is hardened, smooth and shiny.

APPLICATION:

Apply a small amount of the oil at the base of the nail and massage it into the nail plate and cuticles. To be used both on the natural nail plate as well as after finishing a manicure. Apply any excess oil to the skin of the hand.

PRODUCT FEATURES:

- 96 % NATURAL OILS: sweet almond, avocado, nut, macadamia, jojoba, argan oil
- Rich in vitamins, antioxidants and fatty acids
- Softens, nourishes and regenerates cuticles
- Absorbs into the skin very well, leaves no greasy film

PRO TIP:

The 5 Oils Complex is an ideal serum recommended for paraffin treatments. A drop of 5 Oils Complex added to a cream makes gliding easier during skin, hand and foot massages



X-TREME HARDENER

Catalogue no: 330362 - 9 ml

Ultra-strong conditioner for the natural nails. Everyday use restores proper moisturizing, strengthening and natural flexibility of nails. The effects of the treatment are visible after 3 weeks of use.

APPLICATION:

The conditioner is to be applied only on the natural nail plate.
To speed up the effect it may be applied on a daily basis.
Apply on a clean nail after removing the previous coat.

PRODUCT FEATURES:

- Strengthens and hardens weak, brittle and splitting nails
- Contains a blend of polymers that repeatedly bind with keratin (the building block of the nail plate) and are responsible for its hardening
- Conditioner formula rich in hardening ingredients: silicon compounds and silk proteins
- Restores the balance in the hydration of the nail plate
- Increases the resistance of the nail plate to mechanical damage

REMOVAL:

nail polish remover

PRO TIP:

X-TREME HARDENER may be used as a base under classic nail polish.

TOOLS AND DEVICES

BRUSHES

Choose a perfect manicure made using any method, but with Victoria Vynn brushes.

We have perfected the sizes, shapes and type of bristles, thanks to which work will be a pleasure and its effects will become the object of admiration.

With Victoria Vynn brushes you can build and extend nails with gel or acrylic gel, apply a hybrid base and any type of nail art.

GEL BRUSHES



4 FLAT/ GEL Flat gel brush 4

Catalogue no: 330692

Bristle length: 9 mm

Flat brush for gel application with dense, evenly cut bristles. The width and shape of the FLAT type perfectly fits the nail plate.



8 OVAL/GEL Oval gel brush 8

Catalogue no: 330693

Bristle length: 13,5 mm

A flat brush with slightly rounded bristles in the shape of a cat's tongue.



GEL BRUSH 086 1

Catalogue no: 330308

Bristle length: 7 mm

A flat brush with elastic bristles shaped in the shape of a small cat's tongue. Perfectly applies hybrid and gel bases as well as builder gels.



GEL BRUSH 090 4

Catalogue no: 330307

Bristle length: 14 mm

A flat brush for applying gel with elastic bristles shaped like a cat's tongue.



GEL BRUSH 090 1

Catalogue no: 330309

Bristle length: 6 mm

Brush with flat, evenly trimmed and elastic bristles. Recommended for ONE STROKE.



GEL BRUSH 092 4

Catalogue no: 330310

Bristle length: 10 mm

Brush for gel application. Elastic bristles arranged in a flat stack and trimmed straight.

PRO TIP:

After finishing work, clean the bristles of the brush with PURE DUO PREP DEHYDRATOR & CLEANER liquid, and then secure with a hybrid base.

NAIL ART BRUSHES



001 ONE STROKE NAIL ART Brush

Catalogue no: 331039

Bristle length: 6 mm

Brush for decorations using the ONE STROKE technique. It allows you to combine colors perfectly and create perfectly shaded elements of floral decorations.



001 ZHOSTOVO NAIL ART Brush

Catalogue no: 331037

Bristle length: 5 mm

Brush for decorations using the ZHOSTOVO and BOHEME techniques. It helps in creating chiaroscuro, exposing details and fillings in micropainting.



002 ZHOSTOVO NAIL ART Brush

Catalogue no: 331038

Bristle length: 5 mm

Brush for decorations using the ZHOSTOVO and HYPNO FLOWER techniques. The bristle shape is perfect for creating petals and leaves. It helps in obtaining depth of design, micropainting fillings and all kinds of shading.



OMBRE Brush NAIL ART

Catalogue no: 330694

Bristle lengths: 5 and 10 mm

Brush for making OMBRE designs and shading. Its two different bristle lengths which perfectly mix the colors.



Decoration Brush 001 NAIL ART

Catalogue no: 330688

Bristle length: 3 mm.

Precision brush for micropainting. It is irreplaceable when making detail designs.



Decoration Brush NAIL ART 002

Catalogue no: 330689

Bristle length: 3 mm.

Brush for very precise designs, sketches, contouring, micropainting.



Decoration Brush NAIL ART 003

Catalogue no: 330690

Bristle length: 7 mm

Brush for complicated ornaments, laces and curved lines.



Decoration Brush NAIL ART 005

Catalogue no: 330691

Bristle length: 12 mm

Brush for painting thin, long, precise lines, illusions, ornaments and geometric designs.



NAIL ART BRUSH 049 2

Catalogue no: 330311

Bristle length: 11 mm

Precision brush for nail art and combined manicure. Perfect for extremely thin lines, small patterns and geometric designs.



Ombre DESIGN BRUSH 836 4

Catalogue no: 330312

Two bristle lengths: 6 and 12 mm

OMBRE and shading brush. Two lengths of bristles, arranged in a flat stack, evenly distribute the product on the nail plate.



Double Sided NAIL ART Applicator for Decorations

Catalogue no: 330695

The wax, cone designed tip makes it easy to apply small, convex decorations on the nails. A probe with a 1 mm diameter tip will make precise dots and place very small decorative elements



MAGNET

Catalogue no: 330837 – 2-sided, 330838 – 4-sided

Double sided and four sided precision magnets that allow to make designs with the use of CAT EYE polishes

NAIL FILES

Choose a file that suits your needs. What's the most important thing to consider when choosing a nail file? Shape, color, grit? Or maybe the type of nails: natural, gel, acrylic-gel?

Find out about the types and benefits of Victoria Vynn nail files. Depending on the grit, they can be used both for the care of the natural nail plate, as well as for hybrid manicures and nails extended using various techniques.



NAIL FILES FOR NATURAL, GEL, ACRYLIC-GEL AND HYBRID NAILS:



NAIL FILE 180/240 banana shaped, white
Catalogue no: 330163



NAIL FILE 180/240 crescent, white
Catalogue no: 330160



NAIL FILE 180/240 crescent, black
Catalogue no: 330626



NAIL FILE 180/240 straight, white
Catalogue no: 330164



NAIL FILE 180/240 straight, black
Catalogue no: 330623



NAIL FILE 180/240 Professional, white
Catalogue no: 330165

For evening the nails. Recommended for shortening the free edge of toe nails.

BUFFER BLOCK FOR EVENING THE NAIL'S SURFACE:



BLOCK 120 white
Catalogue no: 330172

NAIL FILE FOR HARD GEL AND ACRYLIC NAILS:



NAIL FILE 80/100 white, crescent
Catalogue no: 330315



NAIL FILE 80/100 black, crescent
Catalogue no: 330624



NAIL FILE 80/100 black, straight
Catalogue no: 330621

NAIL FILE FOR GEL AND ACRYLIC NAILS:



NAIL FILE 100/180 white, crescent
Catalogue no: 330159



NAIL FILE 100/180 black, crescent
Catalogue no: 330667



NAIL FILE 100/180 black, straight
Catalogue no: 330666

FOR SHAPING, SHORTENING AND FILING NAILS:



NAIL FILE 150/150 white, crescent
Catalogue no: 330316



NAIL FILE 150/150 black, crescent
Catalogue no: 330625




NAIL FILE 150/150 black, straight
Catalogue no: 330622

NAIL FILE FOR NATURAL, DELICATE AND SPLIT NAILS:




NAIL FILE 320/600 banana shaped, white
Catalogue no: 330161



NAIL FILE 320/600 straight, white
Catalogue no: 330162

BUFFER FOR THE FINAL EVENING OF THE NAIL SURFACE:



BUFFER 320/500 crescent
Catalogue no: 330627

ACCESSORIES

Preparation of the nail plate is a key step that should not be skipped! If you want to get a beautiful and durable manicure, you should carefully prepare the nail plate and the cuticles around it.

The high-quality, well-suited manicure and pedicure tools will allow you to quickly achieve the desired effect.

Be sure to familiarize yourself with our offer and focus on the comfort of work!



NIPPERS

Cuticle nippers made of hardened surgical steel are designed for precise cutting. The safe and high-quality tool is fitted with a double spring, which makes it easier to control the work of the nippers. With a small amount of work, they provide a quick effect of a flawless appearance of hands, feet and nails.



PREMIUM LINE Cuticle Nipper VV/P5

Catalogue no: 331130 - rose gold

PRODUCT PROPERTIES:

Total length: 10 cm
Cutting edge: 5 mm



PREMIUM LINE Cuticle Nipper VV/B3

Catalogue no: 331129 - rose gold

PRODUCT PROPERTIES:

Total length: 10 cm
Cutting edge: 3 mm



BASIC LINE Cuticle Nipper VV/B5

Catalogue no: 331128 - satin

PRODUCT PROPERTIES:

Total length: 10 cm
Cutting edge: 5 mm



BASIC LINE Cuticle Nipper VV/B3

Catalogue no: 331127 - satin

PRODUCT PROPERTIES:

Total length: 10 cm
Cutting edge: 3 mm

SCISSORS

Cuticle scissors are precise, very sharp cutting tools that work well in the most difficult to reach places. The narrow blades with a curved profile are safe for use on the nail plate. They are also characterized by exceptional accuracy when trimming forms, templates and stickers. The Japanese steel they are made of is famous for its high quality and non-standard durability.



BASIC LINE Cuticle Scissors VV/B20

Catalogue no: 331136

PRODUCT PROPERTIES:

Total length: 9,5 cm

Blade length: 20 mm



BASIC LINE Cuticle Scissors VV/B21

Catalogue no: 331135

PRODUCT PROPERTIES:

Total length: 9,5 cm

Blade length: 21 mm



BASIC LINE Cuticle Scissors VV/B22

Catalogue no: 331134

PRODUCT PROPERTIES:

Total length: 10,5 cm

Blade length: 22 mm

PUSHERS

A cuticle pusher with a knife will safely and non-invasively remove the cuticles and remove the remnants of the epithelium from the nail. The multi-purpose tips will thoroughly prepare the nail plate for further treatments. They accelerate the hybrid removal process and prove reliable in some design techniques.



PREMIUM LINE Pusher Double Ended VV/P14

Catalogue no: 331132 - rose gold

PRODUCT PROPERTIES:

Length: 140 mm



BASIC LINE Pusher Double Ended VV/B14

Catalogue no: 331131 - satin

PRODUCT PROPERTIES:

Length: 140 mm

CROSS TWEEZER

The nail crimper improves the process of creating a tunnel using the gel, acrylic-gel and acrylic methods with the use of nail forms. The adjustable clamping system facilitates the application of decorations and helps in the precise execution of OMBRE and other designs.



BASIC LINE Nail Cross Tweezers VV/B17

Catalogue no: 331133

PRODUCT PROPERTIES:

Length: 170 mm



WOODEN STICKS 11,4 cm

Catalogue no: 330363

Wooden sticks are a universal tool and come in handy when performing manicures and pedicures. Perfect to move the cuticles as well as to correct imperfections during polish or gel application.

PRODUCT PROPERTIES:

Length: 11,4 cm

The package contains 100 pcs.

LAMPS

Lamps for curing light-cured products. For professional use. It has 4 variants of curing time: 10, 30, 60 seconds and progressive heating - 99 seconds.



UV/LED 54W /OPPRA LAMP

Catalogue no 331114

PRODUCT PROPERTIES:

Power: 54 W

Curing time: 10 sec., 30 sec., 60 sec., 99 sec.

Number of Dual LED bulb: 36 pcs.



LAMPA UV/LED 48 W

Catalogue no: 330584

Detachable pad and motion sensor facilitate the use of the device during manicures and pedicures.

PRODUCT PROPERTIES:

Power: 48 W

Curing time: 10 sec., 30 sec., 60 sec., 99 sec.

Number of Dual LED bulbs: 30 pcs.



MANICURE BRUSH

Catalogue no: 330424 - transparent, 330563 - pink, 330564 - violet, 331084 - blue

The brushes quickly and effectively remove dust and debris created during manicure and pedicure treatments. They have soft bristles, which are protected during transport and storage with a plastic cover.

NAIL FORMS

Perfect for salon extensions. Marked lines make it easier to precisely extend: symmetry, side edge and square, almond, auxiliary. Internal cuts help to perfectly arrange the form and shape the perfect tunnel. The short wings facilitate curing in the lamp. The forms are packed in a box with a cut-out for easy removal.



NAIL FORMS BASIC

Catalogue no: 330346 - 100 pcs., 330350 - 400 pcs.

Paper forms for extending nails at the salon, with glue of optimal strength. The perfect shape of the form and the marked lines will make it much easier to adjust them to each nail plate. Perfect for working with the Mega Base hybrid base, gel and acrylic-gel.



SALON NAIL FORMS BLACK

Catalogue no: 330785 - 100 pcs., 330786 - 400 pcs.

Forms for extending nails with a perfect salon shape, made of metallized, laminated paper. Very durable and optimally resilient. Very strong glue guarantees the stability of the form during nail modeling. Perfect for working with the Mega Base hybrid base, gel and acrylic-gel.



MANICURE HAND REST

Catalogue no: 330180 - white, 330181 - black

Palm rest with removable silicone overlay. Easy to clean.

Dimensions: 220x80x45 mm.



SILICONE PAD

Catalogue no: 330184

Aesthetic silicone pad with the Victoria Vynn logo. Non-slip table protection, adheres well to the surface. Convenient for people who provide mobile services. Resistant to acetone. Perfect, matte background for taking photos, does not reflect light.

Dimensions: 400x300 mm.



WHITE TOWEL

Catalogue no: 330876 - with golden logo,
330877 - with black logo

A soft terry towel with an embroidered Victoria Vynn logo. A must-have gadget in the beauty salon. It protects the hand rest and increases the client's comfort during the manicure and pedicure treatment.

Composition: 100% cotton; Weight: 500 g/m²;
Washable: up to 90 °C; Dimensions: 30x50 cm



DUST-FREE COSMETIC COTTON SWABS

Catalogue no: 330365

12-layer cotton swabs, made of cellulose, they leave the wiped surface dust and fiber-free.

The package contains 2 rolls of 500 pcs.



COSMETIC APRON

Catalogue no: 330244 - grey, 330247 - fuchsia,
330422 - violet, 330423 - black

A practical apron with the Victoria Vynn logo will complete the image of a professional nail tech. It has a length adjustment on the neck and two handy pocketse.

Composition: 65 % poliester, 35 % cotton;
Washable: up to 30 °C
Dimensions: 78x66 cm



EMPTY 150 ml BOTTLE

Catalogue no: 330483 - Pure Duo Prep 150 ml;
330488 - Acetone 150 ml, 330810 - Dehydrator 150 ml,
330811 - Cleaner 150 ml, 330812 - Remover 150 ml

Empty bottles with a pump and hygienic disc dispenser.

GADGETS

USEFUL GADGETS

If you are on this page, you are surely a fan of our brand, and if not ... you will soon become one ;)

High quality of services is the basis. Do you already have professional staff, your favorite hybrids, gels, tools...?

Now is the time to reach for the practical Victoria Vynn gadgets!

Make your day more pleasant with gadgets that will put a smile on your face while you work! Bet on beautiful accessories for your salon!





NOTEBOOK

Catalogue no: 330944 - 20 sheets, 330943 - 50 sheets

A practical A5 format notebook with the possibility of tearing out pages: 148 x 210 mm.



„NEXT VISIT” PAD

Catalogue no: 330603 - 50 sheets

Indispensable when planning and recording subsequent visits to the salon, with dimensions of 74x105 mm.



ADVERTISING LANYARD

Catalogue no: 330513

An advertising gadget, the ends of the straps are fastened with a metal snap link.



PROTECTIVE LIP BALM

Catalogue no: 330593

Protective lip balm with SPF 25 filter. It contains natural waxes and vitamin E, as well as natural oils: sweet almond, fennel leaf, cotton seed and castor oil.



TOUCH PEN

Catalogue no: 330787 - white, 331113 - golden

A ballpoint pen in a metal frame, with a special tip for touch screens.



MUG

Catalogue no: 330231 - white, 331390 - silver

Ceramic mug with the Victoria Vynn logo, with a capacity of 250 ml.



LADIES DENIM SHIRT WITH A „VICTORIA VYNN IT'S ME” PRINT

Catalogue no: 331040 - S, 331041 - M, 331508 - L, 331043 - XL

Fitted shirt, made of 100%, 160 g/m² Chambray cotton.



MEN'S DENIM SHIRT WITH A „VICTORIA VYNN IT'S ME” PRINT

Catalogue no: 331364 - M, 331365 - L, 331366 - XL

A classic denim shirt, made of 100%, 160 g/m² Chambray cotton.



LADIES VICTORIA VYNN T-SHIRT

Catalogue no: 331517 - S, 331518 - M, 331519 - L, 331520 - XL

Fitted t-shirt with round neck, made of 100%, 180g/m² combed cotton.



VV BACKPACK-BAG, black

Catalogue no: 331627

A practical gadget for storing and carrying useful little things.



ADVERTISING MATERIALS



COLOR CHART

Catalogue no: 331089

Color chart format - A4



POSTER BUILD GEL, MEGA BASE

Catalogue no: 331282; Dimensions: 42,5x60 cm

Catalogue no: 331571, 331572; Dimensions: 48x68 cm



GIFT BAG

Catalogue no: 331512 – white, 331513 – black

Dimensions: 33x24x10 cm



ROLL - UP GEL POLISH, PURE

Catalogue no: 331549, 331550, 331551, 331552, 331553.

Dimensions: 100x200 cm



POSTER GEL POLISH, PURE

Catalogue no: 331568, 331569, 331570 - Anime Vibe; 331573, 331574 - Pattern; 331575, 331577 - Gel Polish; 331576 - Pure

Dimensions: vertical 48x68 cm, horizontal 68x48 cm



PLASTIC BAG

Catalogue no: 331514 - small, 331515 - medium, 331516 - big

A company bag with a logo, made of LDPE.

Dimensions:

small - 22,5x30 cm; medium - 35x40 cm; big - 60x50 cm

DISPLAYS

Catalogue no: 330234 - standing

Catalogue no: 330235 - hanging

Effective visual communication and an effective way of presenting Victoria Vynn hybrid polishes. Up to 36 bottles can fit on 4 shelves. They organize valuable space on counters, shelves and in display casesh.

Dimensions: Width: 28 cm; Height: 48,5 cm



COUNTER DISPLAY

Catalogue no: 330935 - display, 330934 - toper

A compact display for classic and hybrid Victoria Vynn polishes with an interchangeable back.

Display holds 24 pieces.

Dimensions: Width: 30 cm; Height: 21 cm; Depth: 24 cm

COLOR CHARTS

Ready, round chart of Pure Creamy Hybrid polishes



Pure COLOR WHEEL

Catalogue no: 331539- no. 01, 331540 - no. 02, 331541 - no. 03, 331542 - no. 04, 331543 - no. 05

They present 36 colors:
 chart no. 1 – colors: 001-041
 chart no. 2 – colors: 042-104
 chart no. 3 – colors: 105-163
 chart no. 4 – colors: 164-203
 chart no. 5 – colors: 204-241

COLOR CHART Gel Polish


Catalogue no: 331533 - no. 01, 331534 - no. 02, 331535 - no. 03, 331536 - no. 04, 331537 - no.05; 331538 - no. 06

They present 36 colors:
 chart no. 1 – colors: 001-060
 chart no. 2 – colors: 061-140
 chart no. 3 – colors: 142-207
 chart no. 4 – colors: 208-250
 chart no. 5 – colors: 251-286
 chart no. 6 – colors: 287-322

iQ COLOR WHEEL

Catalogue no: 331288

It presents 36 colors (001 – 036).



Universal, empty COLOR CHART

Catalogue no: 331546- for 20 colors,
 331545 - for 36 PURE colors,
 331544 - for 36 GEL POLISH colors

Clean charts for self-painting with any Victoria Vynn polish. They have space available for entering numbers and presenting colors according to your own idea.



Mega Base COLOR CHART

Catalogue no: 330763

Ready Mega Base color chart given in the form of single nails on a stick.



Build Gel COLOR CHART

Catalogue no: 331584

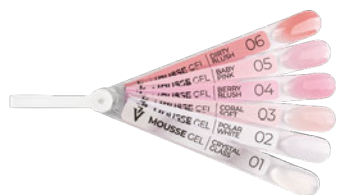
Ready Build Gel color chart given in the form of single nails on a stick.



Gel Polish Tops COLOR CHART

Catalogue no: 331586

Ready Gel Polish Tops color chart given in the form of single nails on a stick.



Mousse Sculpture Gel COLOR CHART

Catalogue no: 331273

A ready-made Mousse Sculpture Gel color chart, given in the form of single nails on a stick.



Master Gel COLOR CHART

Catalogue no: 331585

Ready Master Gel color chart given in the form of single nails on a stick.



Vynn Group Sp. z o.o.

ul. Żwirowa 18
05-506 Wilcza Góra
Poland

+48 575 999 870
victoriavynn@victoriavynn.com

www.victoriavynn.com

Victoria Vynn IT'S ME